

Mix Architekt's CABD + 4 FX Layout for 2 Xone K2's & Traktor Pro

Use the Import Button on the Bottom Left of Traktor's Preferences to load the tsi!


2 Columns = Control for 1 Deck; FX are in rows like on the GUI

Put your Xone mixer in the middle!

MIDI CH 12 - Non-Latching



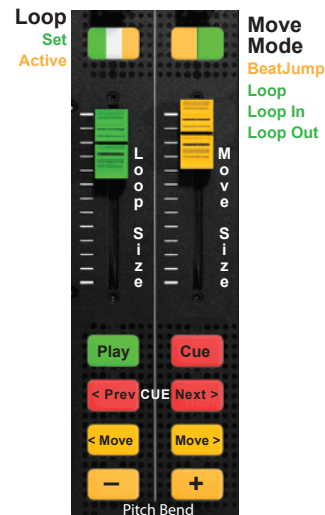
MIDI CH 14 - Non-Latching



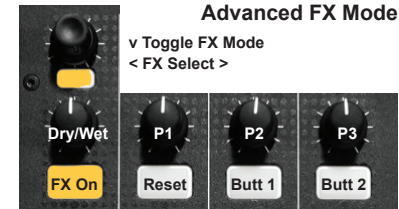
More info and chaos at www.mixarchitekt.com!

All the best to the Cornish Pirates of Kernick Industrial Estate.

These are the controls common to each deck.

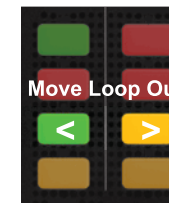
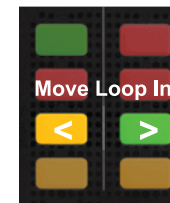
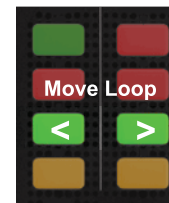



These are the controls common to each effect.



Shift + FX# = FX Select; Red = FX On

The 4 Move Modes



Shift + Bend = Master Clock Toggle
MST Controls are only active when
Clock+Record layout is revealed.



v Browser Toggle
< List Scroll >



Shift becomes Load when the Browser is open.
Playing Decks will not be load-able or illuminated.
The Browser will automatically close on Load.
The default behavior is Loop on Load.
If you don't like LOL, change it. Don't forget M3=1



v Folder Open/Close v Browser Toggle
< Tree Scroll > < List Scroll >
Please Note: You must use
Browser Only Toggle
to LOAD a track!